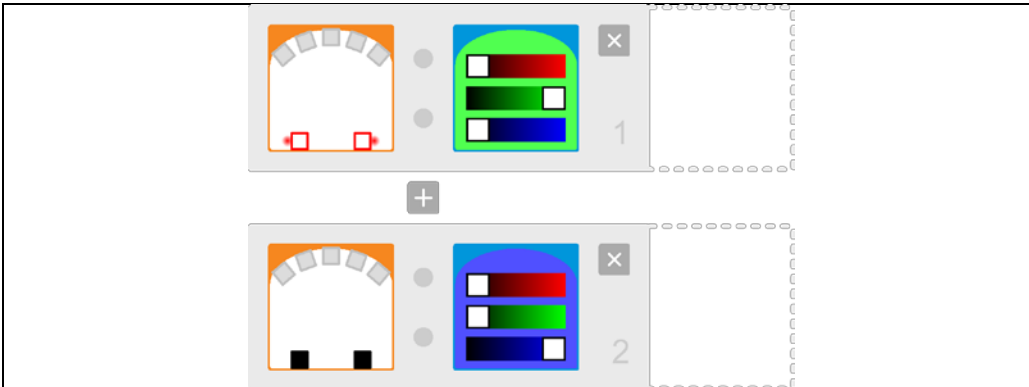


Handout 26. Testing Thymio's sensors

Instruction: Here are two different programs: Program 5, which has two tests, and Program 6, which has one test. Try them on your Thymio robot, then answer the questions.

Program 5:



Circle the right answer:

What color is Thymio when your hand is in front of the two rear sensors?

GREEN / BLUE

What color is Thymio when your hand is not in front of the two rear sensors?

GREEN / BLUE

Program 6:



Answer the questions:




What color is Thymio when your hand is in front of the two rear sensors?

.....

What color is Thymio when your hand is not in front of the two rear sensors?

.....

Connect the icons to their meanings.

- | | | |
|--|---|---|
| The icon  means | ● | ● "IF the sensor detects or does not detect something..." |
| The icon  means | ● | ● "IF the sensor does not detect something..." |
| The icon  means | ● | ● "IF the sensor detects something..." |